



**EDENPURE® THUNDERSTORM®  
SUNRAY™  
AIR PURIFIER**



- ★ Eliminates 99.9% of Air Pollution
- ★ Eliminates Viruses
- ★ Eliminates Odors!

## **USER'S MANUAL**

### **IMPORTANT SAVE THESE INSTRUCTIONS**

To ensure you get the best results from your Thunderstorm® OxiLeaf®, please read this manual first and keep it for future reference. For additional information, please contact your place of purchase or call 1-800-225-6595

**Thank you for choosing EdenPURE®**



# **IMPORTANT SAFETY INFORMATION**



## **WHEN TO UNPLUG THE EDENPURE® THUNDERSTORM® SUNRAY™**

Unplug Thunderstorm Sunray when cleaning it, or if you will be away from it for an extended period of time.

## **SAFE STORAGE AND USAGE**

Do not use Thunderstorm Sunray in areas where flammable materials are stored.

## **YOUR HEALTH**

Always seek the advice of a physician or other qualified healthcare provider with any questions regarding the use of new products in your environment.

## **DO NOT TAMPER WITH OR OPEN THE UNIT**

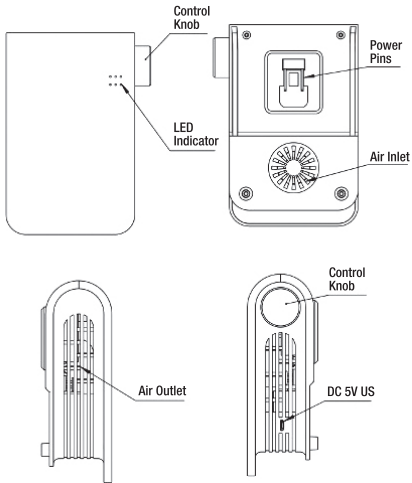
Do not allow small children to tamper with Thunderstorm Sunray. Opening or altering the unit in any way will void the warranty.

## **KEEP AWAY FROM WATER**

Do NOT plug unit in or near shower, bathtub or other places where humidity/moisture could seep into and damage Thunderstorm Sunray.

## **TO REDUCE THE RISK OF ELECTRIC SHOCK**

To reduce the risk of electric shock, this unit has a polarized plug (one blade is wider than the other). This plug will fit in a polarized outlet only one way. If the plug does not fit into the outlet, reverse the plug. If it still does not fit, contact qualified personnel to install the proper outlet. Do not alter the plug in any way. This product is not to be operated by any power sources other than those specified and is only to be used with the following products: 1) Information and Communication Technology Equipment or, 2) A Class 2 Power Unit.



**Air Inlet** - Where air is pulled in.

**Air Outlet** - Port where fresh air is expelled.

**Control Knob** - Adjusts the amount of Plasma produced.

**LED Indicator** - Light indicates when power is on and shows if plasma is turned on.

**Power Pins** - Used to connect Thunderstorm Sunray into any standard electrical wall sockets.

**DC:5V US** - Used to connect Thunderstorm Sunray to USB port.

## INSTALLATION INSTRUCTIONS



1. Remove the unit from its box and protective material from around the unit. Inspect the unit for any visible signs of physical damage. If damage is evident, repack and contact customer service.
2. The unit should be placed in an area free from obstructions. Unlike other air purifiers, this unit does not draw air in to clean the air in the room. Plasma is produced and emitted from the unit to be dispersed into the air. If the airflow around the unit is blocked, it will not be able to disperse the Plasma freely throughout the room and may damage the unit. Do not use in rooms that are unventilated.

**WARNING:** Keep the unit away from wet surfaces or any areas with high moisture. Do not use near a bathtub, shower, sink, garages etc. High humidity and/or moisture could seep into and damage the unit. After prolonged exposure, oxidation/corrosion of the plug and internal components can occur and will result in the unit failing to operate properly.

3. Plug the unit into a power outlet or USB port. Push the control knob in and you will hear a click. The unit will turn on and a blue light will appear in the high mode indicator. You can adjust the Plasma level into low mode by turning the knob clockwise until there are blue lights by the low mode indicator. Turn the knob counter clockwise to go back to high mode. The optimal setting is when the room is free from unwanted odor and the air smells fresh without an overly strong purification smell. Push the knob in again and the unit will shut off.

When the unit is initially plugged in, let it run for approximately 2-3 hours and the Plasma will gradually circulate throughout the room. The unit should initially be set on the lowest setting and slowly increased until the desired level of air purification is reached. Each unit will cover up to 250 sq. ft.

- Sleep Mode: When the unit is in Sleep Mode, fresh plasma ions come out of the unit, producing fresh air while you are sleeping. To put the unit in sleep mode, double click the control knob. All of the lights will come on and be dimmed. Press the control knob again to exit sleep mode.
- A blue light flashes when the unit is in pause and sleep mode. Below is the unit's pause indicator light and time.

High		30 min. on & 5 min. off
Low		30 min. on & 30 min. off

**APPLICATION:** kitchen, dining room, home with pets, smoke, and more.

Use 8' USB cord to plug into car or computer.

**PURPOSE:** removes unwanted odors, kills bacteria, mold and mildew

### **MAINTENANCE**

EdenPURE® Thunderstorm Sunray Air Purifier is almost maintenance free; **once every month the air inlet and outlet should be vacuumed.**

Disconnect the unit and vacuum using a brush attachment running on its lowest power setting. Gently brush back and forth over the openings to help remove internal and external contamination. Do not apply the vacuum cleaner for more than 10 seconds at a time or blow air into the unit.

Periodically wipe over the unit with a damp cloth. Do not spray with cleaning products or allow moisture to enter. It will damage the unit and this is not covered by the product warranty.

## DISPOSAL

This product must not be thrown into the normal household trash. Please dispose of it separately at a location designated for this purpose. In the unlikely event your unit does not appear to be working properly or the lights on the unit start blinking, contact customer service at **800-225-6595** or **custserv@edenpure.com**

To place an order call **1-800-360-1070** or go to **www.edenpure.com**

## SPECIFICATIONS

Model .....	A6033/W
Voltage Rating .....	AC 110V to 240V, DC 5V
8' USB Cord	
Energy Consumption.....	4 watts
Size .....	6" x 4" x 2" (L*W*H)
Weight.....	10.6 oz.
Plasma Output.....	$5 \times 10^6$ pcs/cm <sup>3</sup>
Ambient Noise .....	26 dB SPL to 34 dB SPL
Recommended Room Size .....	Medium

**100% Satisfaction Guaranteed**

**EdenPURE®**

**7800 WHIPPLE AVE NW  
CANTON, OH 44767**

**WWW.EDENPURE.COM  
800-225-6595**